

100 m

# La Sospirosa

Scala 1:500

*Sviluppo:* 67 m

*Profondità:* 25 m

*Topografia:* A. Premazzi, O. Sules, A. Venturini 2001

## Legenda



poligonale



ingresso



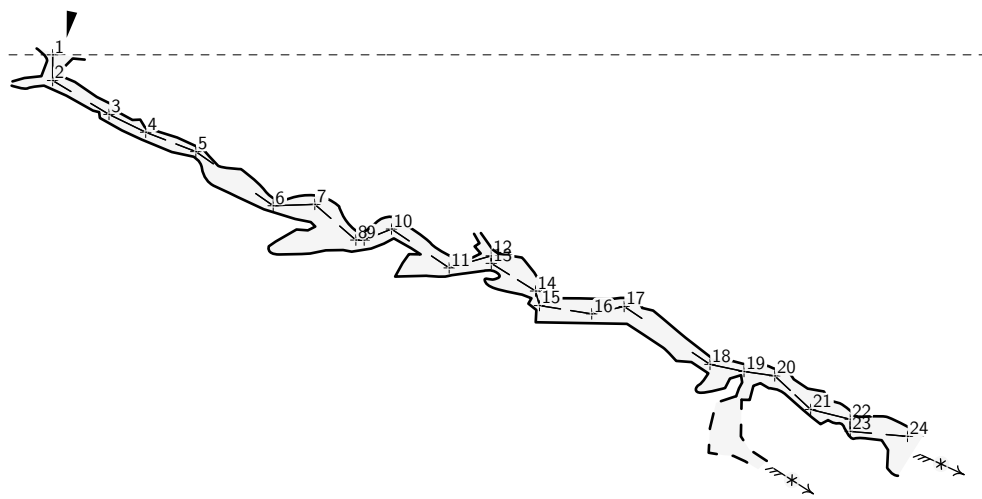
roccia



parete:presunta



pozzo



# La Sospirosa

100 m




Scala 1:500



*Sviluppo:* 67 m

*Profondità:* 25 m

*Topografia:* A. Premazzi, O. Sules, A. Venturini 2001

## Legenda

-  poligonale
-  ingresso
-  roccia

-  parete:presunta
-  circolazione invernale